

# KML-CCW30

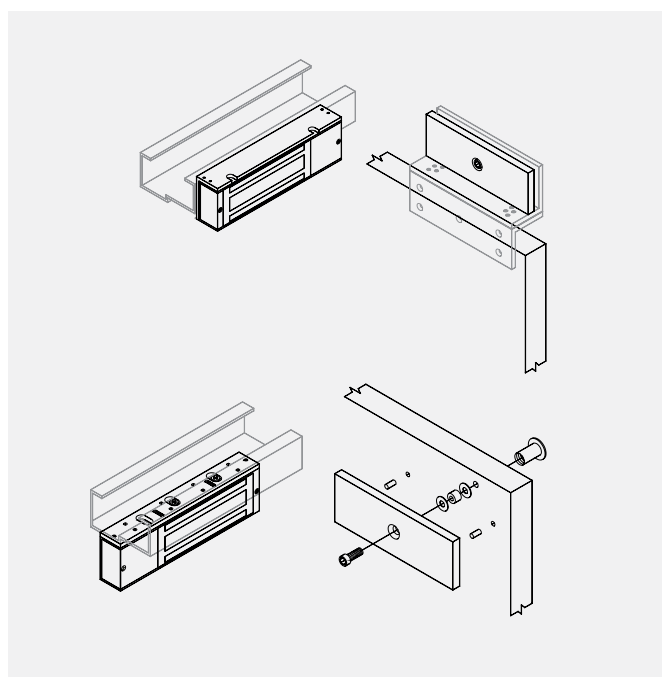
## Electromagnetic Lock

The KML-CCW30 is a surface mounted electromagnetic lock which can be used on single doors.

It has a holding force 135KGS and dual voltage with lock sensor. It also features a built-in voltage spike suppressor and is C-Tick, UL Listed and CE approved, with a 2 hour fire rating.

### Features

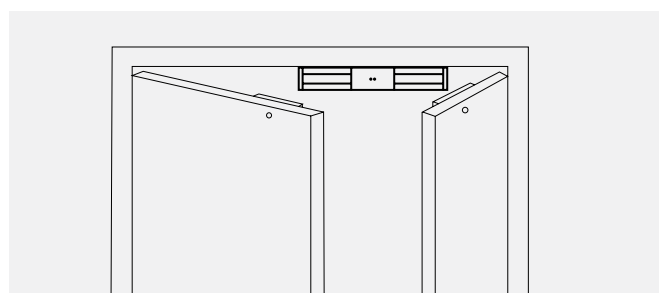
- Surface mounted - Single doors
- Built-in voltage spike suppressor
- LED monitor
- Lock sensor (hall effect IC)



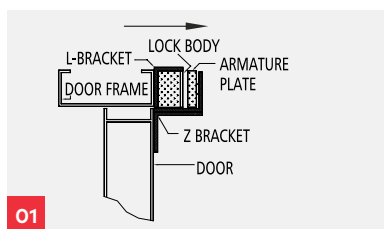
Typical Installation

### Specifications

<b>Lock</b>	*165L x 38.5W x 21D(mm) *including mounting plate
<b>Armature plate</b>	130L x 32W x 8T(mm)
<b>Holding Force</b>	1350N (135Kg)
<b>Voltage</b>	12/24VDC
<b>Current draw</b>	360mA/12VDC, 180mA/24VDC
<b>Material</b>	Brushed anodized aluminium housing Zinc plated steel armature



Installation Positions - Double Doors



01

01  
Use B1022  
L & Z Bracket

Item	Article Number	Description
KML-CCW30	9400000002519	KML-CCW30 EML 135KG SURF MOUNT/SGL DOOR

Electromagnetic