

The UniBus 8 Relay Auxiliary Expander provides 8 independent, high current normally open or normally closed relay outputs, offering a general purpose interface in applications such as warning devices (strobes, etc.), building automation and process control.

The UniBus 8 Relay Expander is designed for installation within the same tamper-protected enclosure as its UniBus host module. The UniBus device is connected directly to the host module or another UniBus device via the UniBus patch cable supplied.


## Host Module Compatibility

The UniBus 8 Relay Expander is compatible with the following UniBus Host Modules:

- Integrati ISC Controller (Part. 996001 series) - Connect up to 4
- Integrati IAC Controller (Part. 996035PCB&K) - Connect up to 4\*\*
- Integrati 8 Zone RS-485 LAN Expander (Part. 996005PCB&K) - Connect up to 4
- Integrati ILAM RS-485 LAN Access Module (Part. 996018PCB&K) - Connect up to 2\*

\*Relays will mimic the Lock & DOTL outputs on ILAM doors 1-8 (Aux 1~16)

\*\*Relays can be used for general purpose outputs when mapped to Aux 1~16 on IAC, and will mimic the Lock & DOTL outputs on doors 1-8 when mapped to Aux 17~32

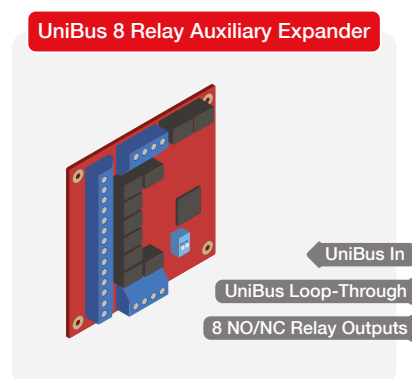


UniBus Device Compatibility Guide	UniBus Host Module			
	ISC	IAC	8 Zone Expander	ILAM
8 Zone Expander	2	0	3	0
8 Relay Expander	4	4	4	2
2 Door / 2 Reader Expander	0	3	0	3
16 Floor Lift Interface	6	6	6	6
RS-232/RS-485 UART	4	4	0	0
Analogue Expander	4	0	6	0

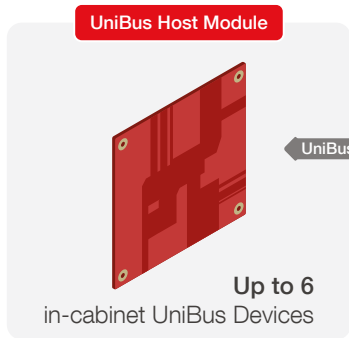
## Features

- 8 Universal Relay Outputs
  - Normally Open or Normally Closed Outputs per relay
  - DIP switch addressable first Auxiliary (Relay) 1, 9, 17 or 25
  - UniBus loop-through connectors
  - 2 LED status/fault indicators
  - Over-The-Wire firmware upgradable
  - Integrati "C" size footprint 94 x 94mm
  - Can be installed above other "C" size PCBs\*\*
  - A Snap off strip is included to allow installation above Integrati "B" size PCBs\*\*
- \*\* 35mm standoff kit required - Part Number 999009

## Connectivity



## UniBus Installation



UniBus Devices are designed for installation within the same enclosure as the UniBus host module. A UniBus host can interface a maximum of six UniBus devices in any combination, provided they are all within the intended functionality of the host module

## Specifications

### Physical

PCB Size Code:	Integrati "C" size
PCB Size:	94(L) x 94(W) (mm)
PCB Size Including Snap Off Strip:	105(L) x 94(W) (mm)
Height:	15(D) (mm) (28mm with UniBus cable connected)
Shipping Weight:	161 grams
Installation Environment:	0°C - 70°C @15% - 90% Relative humidity (non-condensing)

### Electrical

Power Supply Input:	11V to 14V DC via host module
Static Current Consumption:	45mA PLUS 16mA per relay Approximately 175mA when all Relays are on

### Contact Rating

Maximum Switching Current:	1.0 Amp @ 24VDC or 0.5 Amp @ 50VAC (Per Relay) NOTE: While the relays have higher AC Voltage contact ratings, the manufacturer does not recommend connection of AC voltages above 50VAC to the relay contact connections.
----------------------------	--

### Connections

Relay Contacts:	8 x NO/NC outputs - 24 Connections
UniBus Port:	1
UniBus Loop-through Port:	1
Connection to Host Module:	Via 270mm UniBus patch lead (supplied)

### Power Considerations

The UniBus host module supplies DET+ current and static device current to all connected UniBus devices.

Total current consumption is, therefore the sum of all:

- Static Current of all connected UniBus devices
- Static Current of host module
- Host module battery charging current
- Ancillary devices connected to all DET+ connections
- Ancillary devices connected to host module's RS-485 LAN+

### Compliance

Electrical	
Environmental	

## Ordering Options



**996515PCB&K**  
Integrati UniBus 8 Relay Auxiliary Expander PCB & Accessories (Includes 270mm UniBus patch cable)



Spare UniBus patch cables  
**9967915S** - UniBus Patch Cable 150mm  
**9967915** - UniBus Patch Cable 220mm  
**996791L** - UniBus Patch Cable 270mm  
**996791LL** - UniBus Patch Cable 475mm  
**996791XL** - UniBus Patch Cable 675mm