

The Integrati Standard LAN Access Module (SLAM) can be used to control and monitor up to 2 doors on the Integrati RS-485 LAN, (or via IP using LAN over Ethernet modules - Part. 995093 see page 69 of Product Catalogue).

The module supports 2 doors and up to 4 Inner Range RS-485 SIFER or third party OSDP readers to accommodate entry and exit readers on both doors. Alternatively, 2 Wiegand readers may be connected to allow control and monitoring of a single door with entry and exit readers or 2 doors with a single reader each.

The SLAM offers a complete suite of programmable options to provide advanced high-security access control, security area control and door alarm monitoring functions. Cached functionality is also provided via the on-board database to provide offline access control operation for up to 2,000 user cards if communications to the master Controller (ISC/IAC) are lost. Cache expiry time for the module can be configured with expiry times ranging from 1 hour to 4 months. In addition, each user has an option to be stored permanently within the modules cache, particularly useful for situations where certain staff may need to be guaranteed access if the module is offline.

The SLAM is also used for integration of wireless door locking systems from Assa Abloy Aperio, SimonsVoss or Salto Sallis. Please see our website for Wireless Locking system Integration Guides for more details.


The power supply requirement is 11 to 14VDC and a range of Integrati plug on external 2Amp, 3Amp or 8Amp Switch Mode power supplies are available. The SMART 3Amp & 8Amp models are fully monitored via the Standard LAN Access Module.

Heavy duty relays are provided for lock switching, along with auxiliary outputs for "Valid", "Invalid" and "Door Open Too Long Warning" to control LEDs and/or buzzers.

Programming options allow for each Reader to be configured independently and security area control to be integrated with access control where required. Door Contacts and/or Tongue Sense inputs are utilized to provide "Door Forced" and "Door Open Too Long" alarms. Any spare zones may be used as general purpose zone inputs for use with PIRs, PE Beams, etc..

Features

- Offline 2,000 user card cache
- RS-485 Reader connectivity (up to 4 SIFER or third party OSDP Readers)
- Entry and exit readers for both doors when using Inner Range SIFER or third party OSDP readers
- Reader options to control Doors, Lifts, Areas and Keypad User Logon
- Supports Wiegand card readers up to 88bits
- Wiegand reader outputs with individual self-resetting overcurrent protection
- Aperio, SimonsVoss, Salto Sallis integration - up to 2 Doors via RS-485 Reader port*
- Dedicated lock power input
- External Integrati power supply connection
- Full monitoring of external Integrati SMART power supply
- Heavy duty lock relays
- Reader Valid & Invalid outputs
- Door reed & tongue sense inputs per door
- Door request to enter & exit inputs per door
- DOTL relay outputs per door
- Dedicated cabinet tamper input
- RS-485 LAN connectivity
- Over-The-Wire firmware upgradeable
- Small PCB size 200 x 95mm
- Built-in module locator buzzer

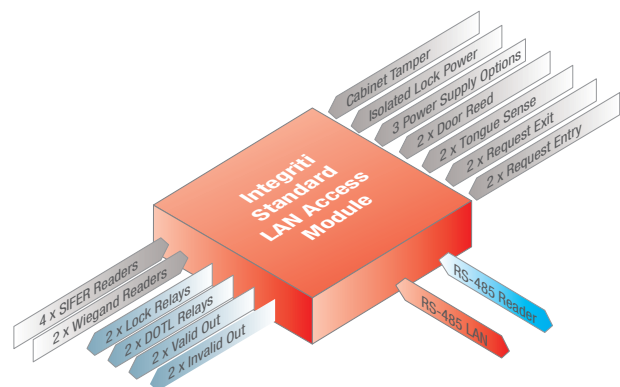


SLAM can be used for Integration with Aperio, SimonsVoss and Salto Sallis Wireless Door Locking Systems

Offline Cache Features

- Offline cache provided for 2,000 user cards
- Oldest card is overwritten by newest card when cache is full
- Configurable cache expiry times
- User cards can be made permanent in cache
- REX & REN buttons are also cached

Connectivity



Specifications

Physical

Enclosure Options:	Small - 995200PEI Series - 252(L) x 358(W) x 85(D) (mm) (with 2Amp PSU - houses 1 SLAM)
	Medium - 995201PEI Series - 460(L) x 358(W) x 85(D) (mm) (with 3Amp SMART PSU - houses up to 3 SLAM's)
	XLarge - 995203PEI Series - 702(L) x 358(W) x 85(D) (mm) (with 3Amp PSU - houses up to 5 SLAM's)*
	XLarge - 995203PE8 Series - 702(L) x 358(W) x 85(D) (mm) (with 8Amp PSU - houses up to 5 SLAM's)
	WideBody - 995204PE8 Series - 580(L) x 510(W) x 95(D) (mm) (with 8Amp PSU houses up to 6 SLAM's)
	Rack Mount - 995220PEI Series - 2RU 680(L) x 420(W) x 85(D) (mm) (with 3Amp PSU - houses up to 4 SLAM's)*
PCB Size Code:	Integriti "B" size
PCB Dimensions:	200(L) x 94(W) x 45(D) (mm)
Weight:	8.2 k.g. (Based on medium enclosure, mains transformer, 7AH battery and cover)
Installation Environment:	0°C - 70°C @15% - 90% Relative humidity (non-condensing)

Electrical (For PCB Only)

Power Supply Input:	11V to 14VDC
Current Consumption:	110mA standby. 175mA with lock relays on
<i>NOTE: Current consumption does not include the current required by readers or other external devices such as locks, buzzers, lamps or any device attached to the DOTL, Valid, Invalid and RS-485 Reader connections</i>	
Over Current Protection:	Reader +V connections. Protected with self-resetting PTC's

Contact Ratings

Lock Relays:	5 Amps @ 30VDC
DOTL Relays:	1 Amp @ 30VDC (Door Open Too Long output)

Connections

Lock 1 & 2:	Includes Lock+, Lock-, NO/COM/NC
Door 1 & 2:	Includes Reed, 2 x 0v, Tongue, REN, REX, DOTL contacts
Wiegand Reader 1 & 2:	Includes Valid, Invalid, 0V, Reader+, D1, D0, ARM
Lock Power:	Includes Lock+, Lock- connections from external PSU
Cabinet Tamper:	2 pin connection for cabinet tamper switch
RS-485 LAN:	1, Includes LAN+, LAN-, A, B. (LAN addressing set via DIP switches)
RS-485 Reader Port:	1 (allows up to 4 Inner Range SIFER or OSDP compatible readers to be connected via RS-485 multi-drop LAN)

External Power Supply Monitoring (Compatible with Inner Range 3 & 8Amp SMART PSU's)

AC Fail:	External PS AC Fail
Low Battery:	External PS Low Battery
LAN Fuse:	External PS LAN Fuse
Detector Fuse:	External PS Detector Fuse
Low Volts:	External PS Low Volts
PSU Fail:	External PS Fail

Compliance

Electrical




Environmental



*Additional external power may be required.

Ordering Options



Standard LAN Access Module (SLAM)
996012PCB&K
Standard LAN Access Module PCB & Kit

Reader Options



Inner Range SIFER Smart Card Reader
994720
RS-485 multi-drop 128 bit AES encrypted
DESfire reader. DESfire EV1 cards & fobs available
994720MF
SIFER Smart Card Reader - As above +
Multi-Format enabled to read the Card Serial
Number of 3rd party cards
994725
SIFER Keypad/Reader
994725MF
SIFER Keypad/Reader Multi-Format enabled
(Due for release mid 2017)

Enclosure Options



995200PEI series enclosure shown

Enclosures for Australia
Small - 995200PEI with 2Amp PSU
Small - 995200PE3 with SMART 3Amp PSU
Medium - 995201PEI with 3Amp SMART PSU
XLarge - 995203PEI with 3Amp SMART PSU*
XLarge - 995203PE8 with 8Amp PSU
WideBody - 995204PE8 with 8Amp SMART PSU
WideBody - 995204PE3 with 3Amp SMART PSU
Rack Mount - 995220PEI 2RU drawer with 3Amp SMART PSU*
Rack Mount - 995220PE8 2RU drawer with 8Amp SMART PSU

Please see enclosure section or website for further details on enclosures.

Spare Mounting Plates for Medium, Large and WideBody Enclosures

- 999026 - Medium mounting plate to suit Integriti PCB's
- 999023 - Medium mounting plate to suit Concept PCB's
- 999006 - Large mounting plate to suit Concept or Integriti PCB's***
- 999027 - 2nd tier hinged expansion plate to suit WideBody enclosure

Enclosures for Europe

- Small** - 995200PEEUJ with 2Amp PSU
- Small** - 995200PEEU3 with 3Amp SMART PSU
- Medium** - 995201PEEUJ with 3Amp SMART PSU
- XLarge** - 995203PEEUJ with 3Amp SMART PSU*
- XLarge** - 995203PEEU8 with 8Amp PSU**
- WideBody** - 995204PEEU8 with 8Amp SMART PSU**
- WideBody** - 995204PEEU3 with 3Amp SMART PSU
- Rack Mount** - 995220PEEUJ 2RU drawer with 3Amp SMART PSU*
- Rack Mount** - 995220PEEU8 2RU drawer with 8Amp SMART PSU**

* Additional external power is required for 6 and 8 door configurations.

** Product scheduled for future release in Europe

*** Suitable for 995203 series enclosures only.