

3579HS Series Electric Mortice Lock





Designed and manufactured in Australia, the 3579HS series electric mortice is designed for unique applications where fail secure functionality is required externally with fail safe functionality on the inside. To achieve this function the lock must be used in conjunction with an electric strike.

The 3579HS is constructed from the same material as the 3579 counterpart.

Product Details

Voltage	12Vdc - 24Vdc Operating Voltage
Current	500mA (max) 80mA holding @ 12Vdc 275mA (max) 50mA holding @ 24Vdc
LED Current	When LED's are fitted, add 15mA (max) to total current draw
Monitoring	Dual Key override Deadlatched Locked Door closed Request to exit Microswitches: 500mA (max) @ 30Vdc each circuit. Reedswitch: 100mA (max) @ 30Vdc
Environment	Operational temperature range -20c to + 60c
Case/Cover	High purity Zinc alloy construction with Stainless Steel plates
Backset	60mm standard, 89 & 127mm available
Latch Bolts	Reversible with Stainless Steel construction
Door Clearance	3 - 6.5mm
Door Thickness	Standard applications 32 to 50mm
Cylinder	Standard Lockwood oval shaped cylinders
Cabling	1.6 metre length of cable with 12 pin socket supplied with each lock. Recommended cable: 18AWG (0.82mm ²) cable runs up to 30m
Furniture	Compatible with Lockwood series door furniture
Standard Finishes	Satin Chrome(SC) standard and Bright Chrome (CP)

Standards and Compliance

SL8	Australian Lock Standard (AS4145.2.1993) (when used with equivalent security level keying system)
D8	(Durability) Australian Lock Standard (AS4145.2.1993)
	Successfully fire rated up to 4hrs on fire door assemblies in accordance with AS1905.1. 2005 (Part 1: Fire resistant door sets)
	C-Tick Certified
	SCEC endorsed for secure areas

3579HS Series Electric Mortice Lock

Key Features

Designed with flexibility in mind, the one lock can cover all functions and is easily configured on site for the required application.

- Stainless Steel Latch and Faceplate
- Stainless steel plates that encapsulate the body against attempted vandalism
- Available in Monitored versions only

Monitoring Features

- Dead latched and Locked
- Door position/Reed switch
- Dual key override monitoring
- Request to exit/REX
- LED indication

Field Changeable Settings

- Fail safe/fail secure configuration.
- Multi-voltage - will work on 12-24 Vdc systems.
- Handing - left hand and right hand doors
- Selection of free lever or locked lever on both sides of the door
- Key override monitoring either side of the door
- Monitoring contacts – normally closed, normally closed

Note: this lock is designed to operate in conjunction with an electric strike. The lock will never unlock electrically from the external side.

Lock Functions

The 3579HS series lock is designed to provide internal emergency egress on doors whereby the door remains secure on the outside in the event of a fire alarm or break glass event.

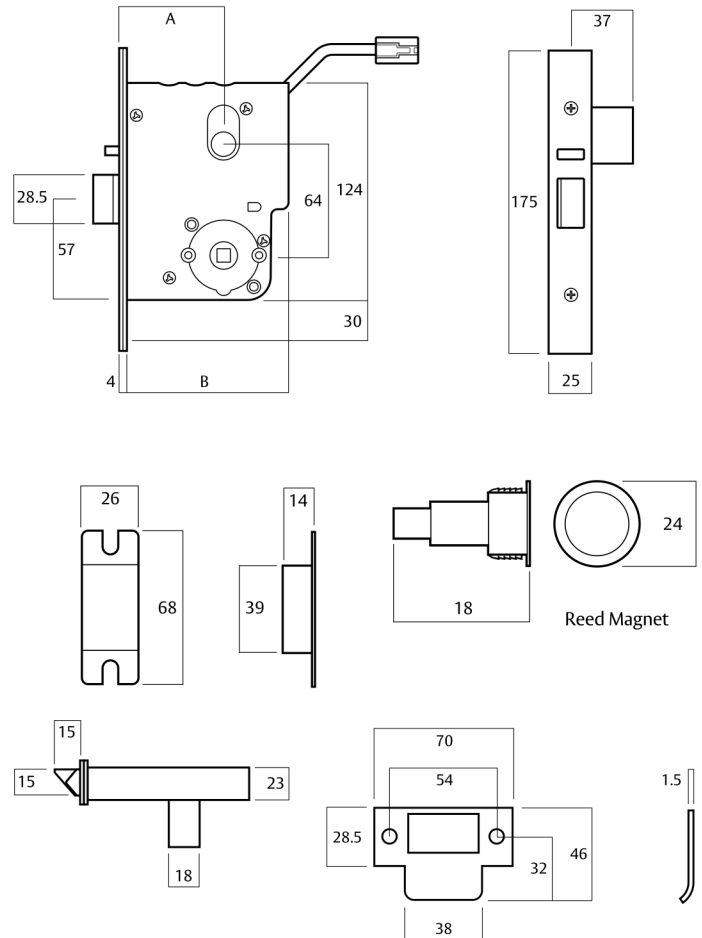
A typical door set up would include the following hardware:

- Proximity readers on both sides of the door to gain access either way
- 3579HS Electric Mortice Lock set to fail safe inside. Note the lock remains in the locked state (externally) 100% of the time if power is applied or not.
- Electric strike set to fail secure
- Break glass or Fire Panel connected to the mortice lock only

To enter or exit the door the user would swipe a proximity card to the reader. Upon authorisation from the EAC panel the electric strike would unlock, allowing the user to open the door. The electric mortice lock does not change state.

In the event of an emergency (fire alarm or break glass activation), power is cut to the electric mortice lock & places it in a fail safe mode on the internal side only. The mortice lock remains in a fail secure state on the external side.

Note: The 3579HS Series lock can never be electrically unlocked from the outside. A secondary locking device (electric strike) must be used in conjunction with this lock.



3579 Series Electric Mortice Lock Ordering Procedure

Part Number	Product Description
3579HSELM0SC	High Security Elec Mortice 3579HS Primary Lock 60 mm
4579HSELM0SC	High Security Elec Mortice 3579HS Primary Lock 89 mm
5579HSELM0SC	High Security Elec Mortice 3579HS Primary Lock 127 mm

Specification Statement

The lock body should be encapsulated with stainless steel. The lock should be capable of operation on voltages between 12 – 24Vdc and have a current consumption not more than 80mA (holding) @12Vdc and 50mA (holding) @24Vdc. Monitored locks must be capable of monitoring the following functions: Key override, door position / reed switch, selectable hub / Request to exit, & locking bar status. All monitoring outputs must have the ability to be wired independently. All settings – including: fail safe / fail secure, handing, hub selection must be field configurable. The lock must be capable of operating in fail safe mode internally and fail secure mode externally when used in conjunction with an electric strike.