

Commercial Mortice Locks

Synergy 3572 Vestibule Locks



These locks have various latching functions which can be operated by key or handle outside and by turnknob, key or handle inside. For ease of selection specify primary lock. This lock can then be easily adapted to suit function required. These locks have various latching functions which can be operated by key or by a handle inside.

Features and Specifications

Latch

Deadlatch only.

Furniture

Compatible with most Lockwood rose and plate furniture including Brass Door Furniture, Daintree, Aquileart, Artefact Series II and Ovation Series. Refer to lockweb.com.au for further details.

Backset

Available in 60, 89 and 127mm backsets.

Standard Finishes

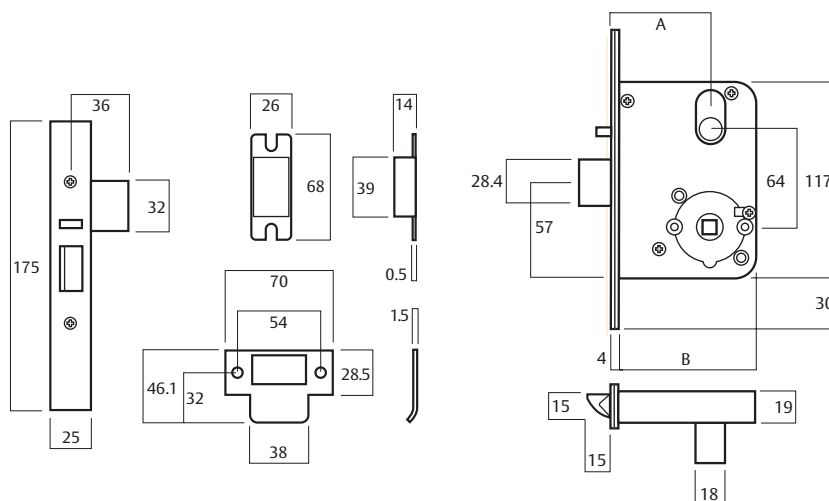
Chrome Plate CP
Satin Chrome Brushed SC
Polished Brass PB

Other finishes on application.



Part number	3572	4572	5572
Dimension A	60	89	127
Dimension B	84	113	151

Dimensions



Commercial Mortice Locks

Synergy 3572 Vestibule Locks



ASSA ABLOY

Storeroom Locking Latch

Cylinder Outside. Reversible.

Right hand 3572X-R

Left hand 3572X-L

Outside: Opened by key. Handle is always rigid.

Inside: Opened by handle at all times.

Single Action Escape Latch

Cylinder Outside. Reversible.

Right hand 3572X-R

Left hand 3572X-L

Outside: Opened by key.

Inside: Opened by handle at all times.

Classroom and Office Locking Latch

Cylinder Outside. Reversible.

Right hand 3572Z-R

Left hand 3572Z-L

Outside: Opened by handle except when handle is made inoperative by key from outside. Key locks or unlocks outside handle.

Inside: Opened by handle at all times.

Anti-lockout Privacy Escape Latch

Emergency Button and Turnknob. Handed.

Right hand 3572EAR

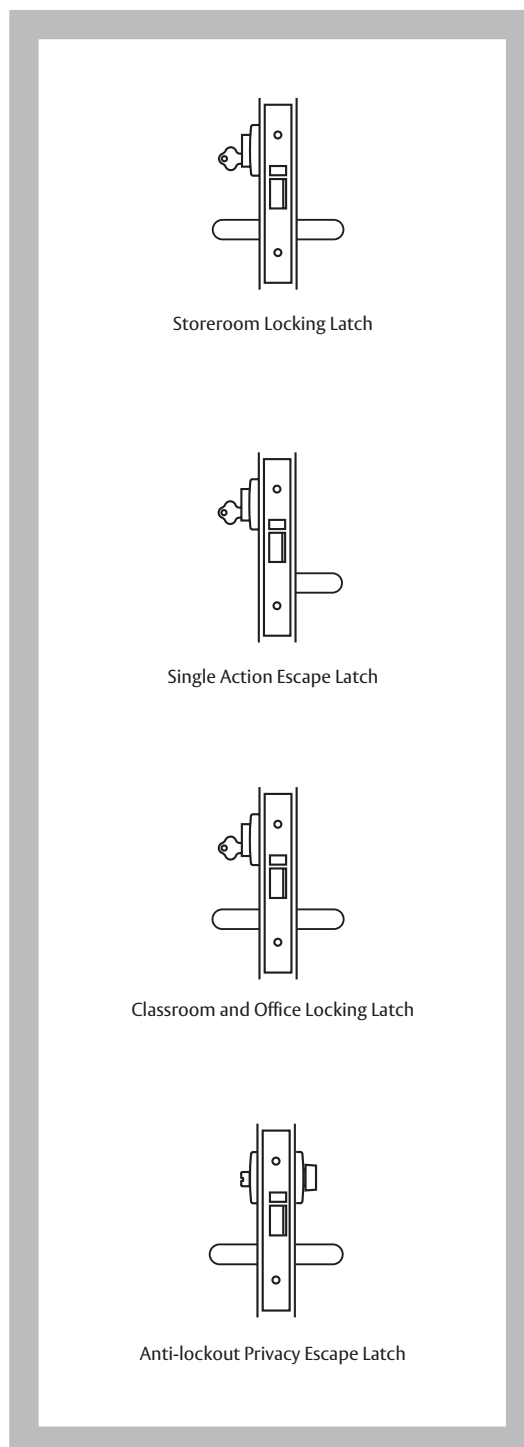
Left hand 3572EAL

Outside: Opened by handle except when handle is made inoperative by turn knob from inside. Handle may be unlocked from outside by coin or screwdriver by operating the slotted emergency button.

Inside: Opened by handle at all times. Turn knob locks or unlocks outside handle.

Antilockout: Closing the door or operation of inside handle will "kick-off" the locking feature, allowing the outside handle to become operative.

Note: Part numbers shown above are for 60mm backset lock, if 89mm is required substitute 3 for 4 i.e. 45722-R, or if 127mm lock is required, substitute 3 for 5 i.e. 5572Z-R



Storeroom Locking Latch

Single Action Escape Latch

Classroom and Office Locking Latch

Anti-lockout Privacy Escape Latch

Commercial Mortice Locks

Synergy 3572 Vestibule Locks

Anti-lockout Entry Door Lock

Cylinder and Turnknob. Handed.

Right hand	3572XAR
Left hand	3572XAL

Outside: Opened by key at all times. Opened by handle except when handle is made inoperative by key from outside or turnknob from inside.

Inside: Opened by handle at all times. Turnknob locks or unlocks outside handle.

Anti-lockout: Latching the bolt by key, closing the door or operation of inside handle will "kick-off" the locking feature, allowing the outside handle to become operative.

Classroom and Office Locking/Latching Latch

Locking/Latching Cylinder Outside. Handed.

Right hand	3572M-R
Left hand	3572M-L

Outside: Opened by handle except when handle is made inoperative by key from outside. Key locks or unlocks outside handle.

Inside: Open by handle at all times.

Anti-lockout Vestibule Set

Cylinder and Turnknob. Handed.

Right hand	3572WAR
Left hand	3572WAL

Outside: Opened by handle except when handle is made inoperative by key from outside. Key locks or unlocks outside handle.

Inside: Open by handle at all times.

Anti-lockout: Closing the door or operation of inside handle will "kick-off" the locking feature, allowing the outside handle to become operative.

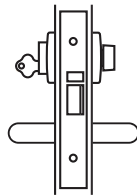
Vestibule Set

Cylinder and Turnknob. Reversible.

Right hand	3572XTR
Left hand	3572XTL

Outside: Opened by key at all times. Opened by handle except when handle is made inoperative by turnknob inside.

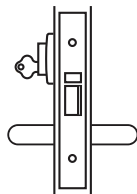
Inside: Opened by handle at all times. Turn knob locks or unlocks outside handle.



Anti-lockout Entry Door Lock

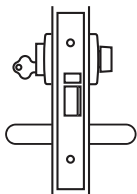
Notes: a) Latchbolt can be retracted by key if handle has been rendered inoperative.

b) Specially machined lock case, cannot be made up from 3572 primary lock.

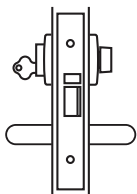


Classroom and Office Locking/Latching Latch

Note: Lock contains special adaptor to enable latch bolt to be retracted by key if handle has been rendered inoperative.



Anti-lockout Vestibule Set



Vestibule Set

Note: Part numbers shown above are for 60mm backset lock, if 89mm is required substitute 3 for 4 i.e. 45722-R, or if 127mm lock is required, substitute 3 for 5 i.e. 55722-R

Commercial Mortice Locks

Synergy 3572 Vestibule Locks



ASSA ABLOY

Exit Door Latch

Exit Function only. Reversible.

Right hand 3572R

Left hand 3572L

Outside: Handle is always rigid.

Inside: Opened by handle at all times.

Exterior and Exit Door Lock

Double Cylinder. Reversible.

Right hand 3572XZR

Left hand 3572XZL

Outside: Opened by key at all times. Opened by handle except when handle is made inoperative by key from inside.

Inside: Opened by handle at all times. Key locks or unlocks outside handle.

Exterior and Exit Door Lock

Cylinder Inside. Reversible.

Right hand 3572-ZR

Left hand 3572-ZL

Outside: Opened by handle except when handle is made inoperative by key from inside.

Inside: Opened by handle at all times. Key locks or unlocks outside handle.

Exterior and Exit Door Lock

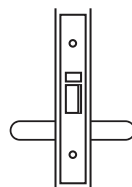
Cylinder Inside. Reversible.

Right hand 3572-TR

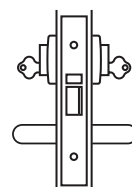
Left hand 3572-TL

Outside: Opened by handle except when handle is made inoperative by turnknob from inside.

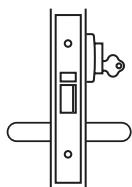
Inside: Opened by handle at all times. Turnknob locks or unlocks outside handle.



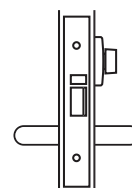
Exit Door Lock



Double Cylinder Escape Lock



Single Cylinder Exit Door Lock



Exit Door Lock

Note: Part numbers shown above are for 60mm backset lock, if 89mm is required substitute 3 for 4 i.e. 45722-R, or if 127mm lock is required, substitute 3 for 5 i.e. 5572Z-R