


The UniBus 2 Door / 2 Reader Expander can be used to provide control and monitoring of 2 additional Doors or Readers on a compatible UniBus host module. When connected to the Integrati Intelligent LAN Access Module, the UniBus 2 Door / 2 Wiegand Reader expander can provide installation configurations for 4, 6 or 8 doors. SIFER or third party OSDP RS-485 readers can be assigned via the host module for Read In & Read Out access control on each door.

The UniBus 2 Door / 2 Reader Expander is designed for installation within the same tamper-protected enclosure as its UniBus host module. The UniBus device is connected directly to the host module or daisy-chained to another UniBus device via the UniBus patch cable supplied. Up to 3 UniBus 2 Door / 2 Reader Expander devices can be connected.

Host Module Compatibility

The UniBus 2 Door / 2 Reader Expander is compatible with the following UniBus Host Modules:

- Integrati Intelligent LAN Access Module (Part. 996018PCB&K)
- Integrati IAC Controller (Part. 996035PCB&K)

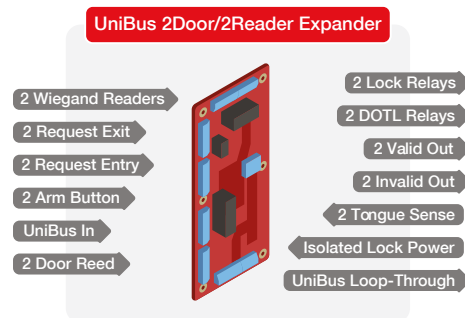


| UniBus Device | UniBus Device Compatibility Guide | UniBus Host Module | | | |
|---------------|-----------------------------------|--------------------|----------|-----------------|----------|
| | | ISC | IAC | 8 Zone Expander | ILAM |
| | 8 Zone Expander | 2 | 0 | 3 | 0 |
| | 8 Relay Expander | 4 | 4 | 4 | 2 |
| | 2 Door / 2 Reader Expander | 0 | 3 | 0 | 3 |
| | 16 Floor Lift Interface | 6 | 6 | 6 | 6 |
| | RS-232/RS-485 UART | 4 | 4 | 0 | 0 |
| | Analogue Expander | 4 | 0 | 6 | 0 |

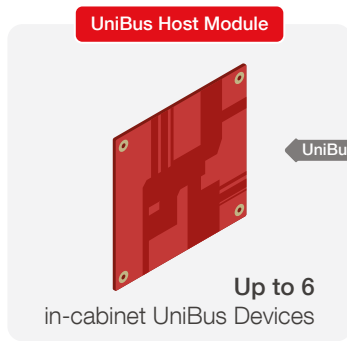
Features

- Provides an additional 2 Doors / 2 Wiegand Readers for Host Module
- Assign Read In & Read Out SIFER or third party OSDP RS-485 readers for each door via the Host Module
- UniBus connectivity to Host Module
- Reader options to control Doors, Lifts, Areas and User Logon
- Supports Wiegand card readers up to 88bits
- Reader outputs with individual self-resetting over current protection
- UniBus loop-through connectors
- LED Status & Fault Indicators
- Dedicated lock power input
- Heavy duty lock relays
- Reader Valid & Invalid Outputs
- Door reed & tongue sense inputs per door
- Door request to enter & exit inputs per door
- DOTL relay outputs per door
- Integrati "B" size footprint 200 x 94mm

Connectivity



UniBus Installation



UniBus Devices are designed for installation within the same enclosure as the UniBus host module. A UniBus host can interface a maximum of six UniBus devices in any combination, provided they are all within the intended functionality of the host module

Specifications

Physical

| | |
|---------------------------|--|
| PCB Size Code: | Integrati "B" size |
| PCB Size: | 200(L) x 94(W) x 45(D) (mm) |
| Height: | 20(D) (mm) (45mm with UniBus cable connected) |
| Shipping Weight: | 290grams |
| Installation Environment: | 0°C - 70°C @15% - 90% Relative humidity (non-condensing) |

Electrical

| | |
|----------------------|----------------------------------|
| Power Supply Input: | 11V to 14VDC via host module |
| Current Consumption: | 40mA idle |
| | 110mA both lock relays on |
| | 135mA both lock & DOTL relays on |

NOTE: Current consumption does not include the current required by readers or other external devices such as locks, buzzers, lamps or any device attached to the DOTL, Valid, Invalid, RS-485 Reader and UniBus connections

| | |
|--------------------------|---|
| Over Current Protection: | Reader +V connections. Protected with self-resetting PTCs |
|--------------------------|---|

Contact Ratings

| | |
|--------------|---|
| Lock Relays: | 5 Amps @ 30VDC |
| DOTL Relays: | 1 Amp @ 30VDC (Door Open Too Long output) |

Connections

| | |
|-----------------------|---|
| Lock 1 & 2: | Includes Lock+, Lock-, NO/COM/NC |
| Door 1 & 2: | Includes Reed, 2 x 0v, Tongue, REN, REX, DOTL contacts |
| Wiegand Reader 1 & 2: | Includes Valid, Invalid, 0V, Reader+, D1, D0, ARM |
| Lock Power: | Includes Lock+, Lock- connections from external PSU |
| UniBus Port: | 3 x UniBus connections for loop-through and connection to host module |

Power Considerations

The UniBus host module supplies static device current to all connected UniBus devices.

Total current consumption is, therefore the sum of all:

- Static Current of all connected UniBus devices
- Static Current of host module
- Host module battery charging current
- Card Readers and Ancillary devices connected to DOTL, Valid & Invalid connections

Lock Power Considerations

Lock power is supplied directly from an Integrati SMART PSU (Housed in the same enclosure) and is the sum of the maximum current required by all connected locking device hardware.

Compliance

Electrical



Environmental



Ordering Options



996535PCB&K
Integrati UniBus 2 Door Expander PCB & Accessories (Includes 270mm UniBus patch cable)



Spare UniBus patch cables
9967915S - UniBus Patch Cable 150mm
9967915 - UniBus Patch Cable 220mm
996791L - UniBus Patch Cable 270mm
996791LL - UniBus Patch Cable 475mm
996791XL - UniBus Patch Cable 675mm